


# ATX07 Specification

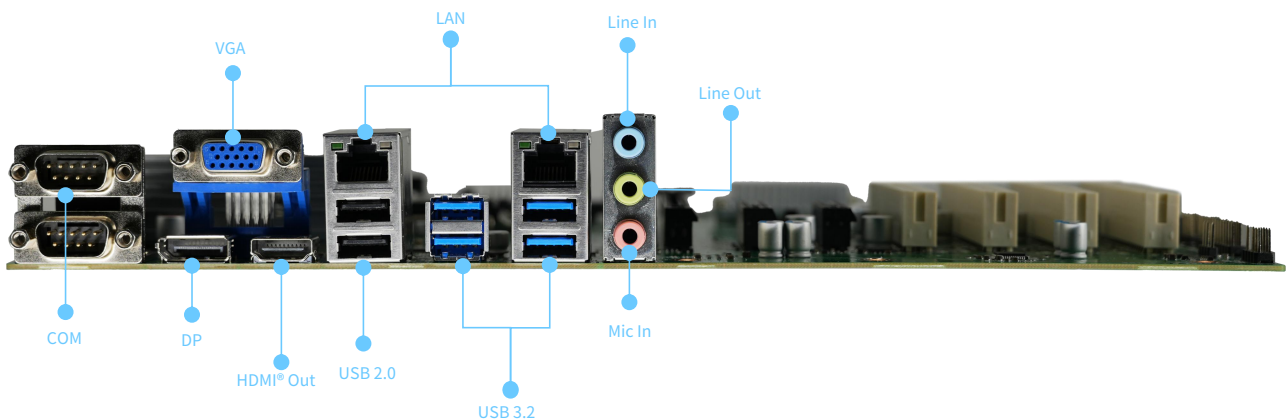


## Overview

Decenta ATX07 is a standard ATX form factor motherboard, which is built on Intel® H310/B360 Chipset. It has multiple expansion slots and rich I/O interfaces, making it widely used in Industrial automation, embedded systems, communication equipment, industrial servers and other scenarios.

- Intel® LGA 1151 Socket: Ready for 9<sup>th</sup>/8<sup>th</sup> gen Core™ i9/i7/i5/i3 & Pentium®/Celeron® processor
- Support 2x DDR4 2666MT/s U-DIMM, Dual Channel, up to 64GB
- Support VGA/HDMI®/DP Tri-display
- 1x M.2 E-Key 2230 Slot, 1x M.2 M-Key 2242/2280 Slot
- 1x PCIe 3.0 X16 Slot, 1x PCIe 2.0 X4 Slot(X2 Singal), 1x PCIe 2.0 X4 Slot(X1 Singal), 4x PCI Slots
- Support TPM 2.0 encryption technology

## I/O Overview



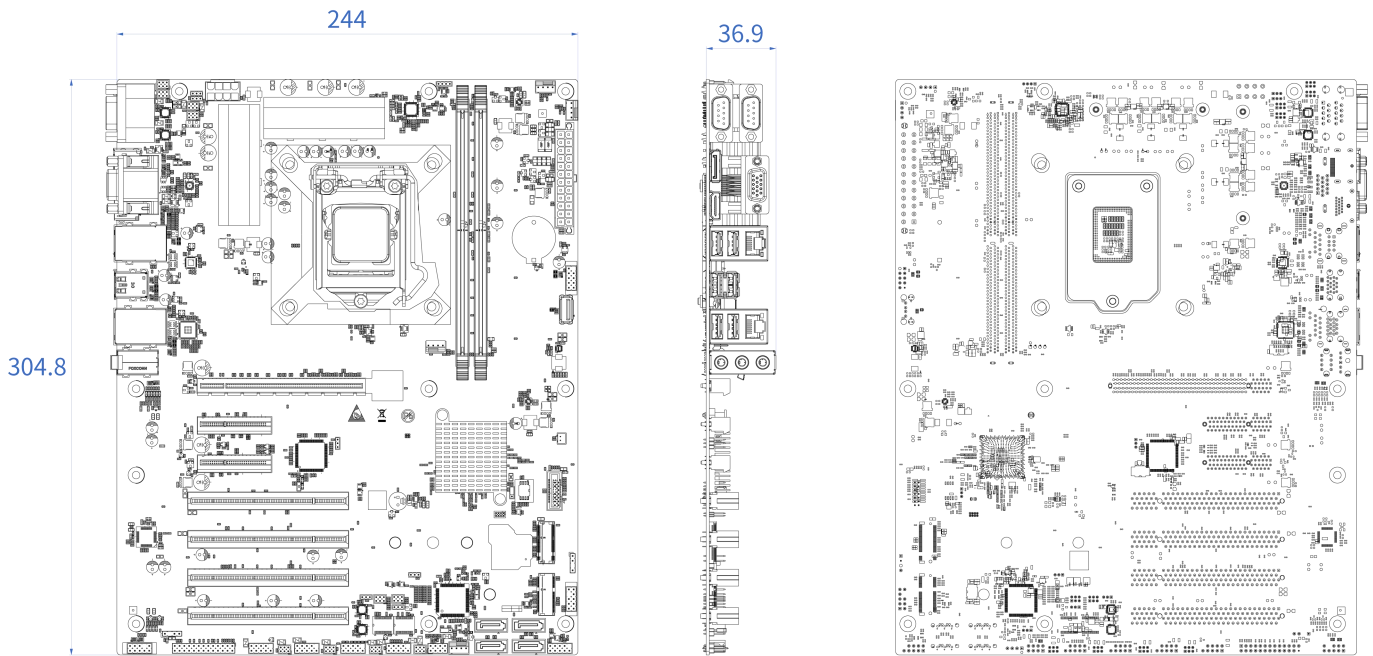
# Specifications

Model		M24-CFLS-ATX07		
SKU		SKU1(Default)	SKU2	
Processor		Support Intel® 9 <sup>th</sup> /8 <sup>th</sup> gen Core™ i9/i7/i5/i3 & Pentium®/Celeron® processor, TDP 95W		
Chipset		Intel® H310/B360, TDP 6W		
Power Phase		4(2+2)+1+1 Phase-switching voltage regulator *Monitors for CPU Cores, Chipset Voltages, Memory		
Memory	Type	2x DDR4 2666MT/s U-DIMM Memory, Dual Channel		
	Capacity	Max.64GB		
Graphic	Controller	Intel® UHD Graphics		
	Connector	VGA/HDMI®/DP		
Network	Ethernet	Controller	1x Intel® i219V 1x Intel® i210	
		Connector	1GbE RJ45	
	Wi-Fi	1x M.2 E-Key 2230 slot for Wi-Fi 6E & BT 5.3, Support PCIe 2.0 & CNVi Mode	1x M.2 E-Key 2230 Slot for Wi-Fi 6E & BT 5.3, Support CNVi Mode	
Audio	Controller	Realtek ALC897		
Storage	SSD	1x M.2 M-Key 2242/2280 Slot, Support SATA Mode*		
	SATA	4*		
Expansion Slot	PCIe	1x PCIe 3.0 X16 Slot (X16 Singal) 1x PCIe 2.0 X4 Slot(X2 Singal) 1x PCIe 2.0 X4 Slot(X1 Singal)	1x PCIe 3.0 X16 Slot (X16 Signal) 1x PCIe 2.0 X4 Slot(X4 Signal)	
	PCI	4		
I/O	Rear	LAN	2x RJ45	
		VGA	1, With resolution of 1920 x 1200 @60Hz	
		HDMI® Out	1, With resolution of 4K@30Hz	
		DP	1, With resolution of 4K@60Hz	
		USB 3.2	4x USB 3.2 Gen 1	
		USB 2.0	2	
		COM	2x DB9(RS232/422/485)	
		Mic in	1	
		Line in	1	
	Line out	1		
	Internal	LED	1x P_LED_Green(Solid Green)	
		COM	2x RS232, Header 2x RS232/422/485, Header	
		USB 2.0	2 via (10-1)Pin Header 1 via Connector for security dongle	
		LPT/GPIO Header	1x 2*13(26-1)Pin header/ 8-bit (4 in, 4 out), Default GPIO 3.3V	
		Power Connector	1x 24Pin ATX + 1x 8Pin ATX	
		CPU Fan	1x 4Pin Header	
		Chassis Fan	3x 4Pin Chassis Fan Headers	
		Chassis Intrusion Header	1x (4-1)Pin Header	
		ATX/AT Mode Jumper	1x 3Pin Jumper	
AAFP		1x 2*5(10-1) Pin Front Panel Audio Header		

# Specifications

Model		M24-CFLS-ATX07	
I/O	Internal	System Panel Header	1x 2*5 (10-1) Pin Header
		Buzzer	1
		ME Lock Jumper	1x 3Pin Jumper
		SPDIF_Out Header	1x 4Pin Header
		PS/2 KB/MS Header	1x 2*4(8)Pin header
		COM Setting jumper(5V/12V/Rl)	6x 6Pin Jumper
		COM(RS232/422/485) Select Jumper	4x 6Pin Jumper
		RS485/422 Termination Select Jumper	4x 3Pin Jumper
		Power On Wafer	1x 2Pin Header, Reserved
		SMBus Wafer	1x 4Pin Header, Reserved
		CLRTC	1x 3Pin Header
		TPM	1x 2*10(20-1)Pin Header
		PCI CLK Select Jumper	1x 66MHz Disable/Enable Select Jumper
Feature	dTPM		V2.0
	Watchdog Timer		Programmable 1 ~ 255 sec
Environment	Temperature	Operating	0 ~ 60 °C
		Non-operating	-40 ~ 85 °C
	Humidity	Operating	95%@ 40 °C RH non-condensing
		Non-operating	95% @ 60 °C RH non-condensing
Power		Standard ATX PSU	
OS		Win 10/Win 11/Linux(ubuntu)	
Bios		Insyde	
Dimensions		304.8mm x 244 mm	
Accessory		2x M.2 Screws 1x I/O Shield 2x 430mm SATA Cables	
Remark		* SATA_1 Port is share with M.2 SSD SATA, and can't be used on the same time. 3x SATA & 1x M.2 SSD or 4x SATA , BOM Option.	

## Dimensions (Unit: mm)



\*Specifications and information contained in this document are furnished for informational use only, and are subject to change at any time without notice, and should not be construed as a commitment by Decenta.